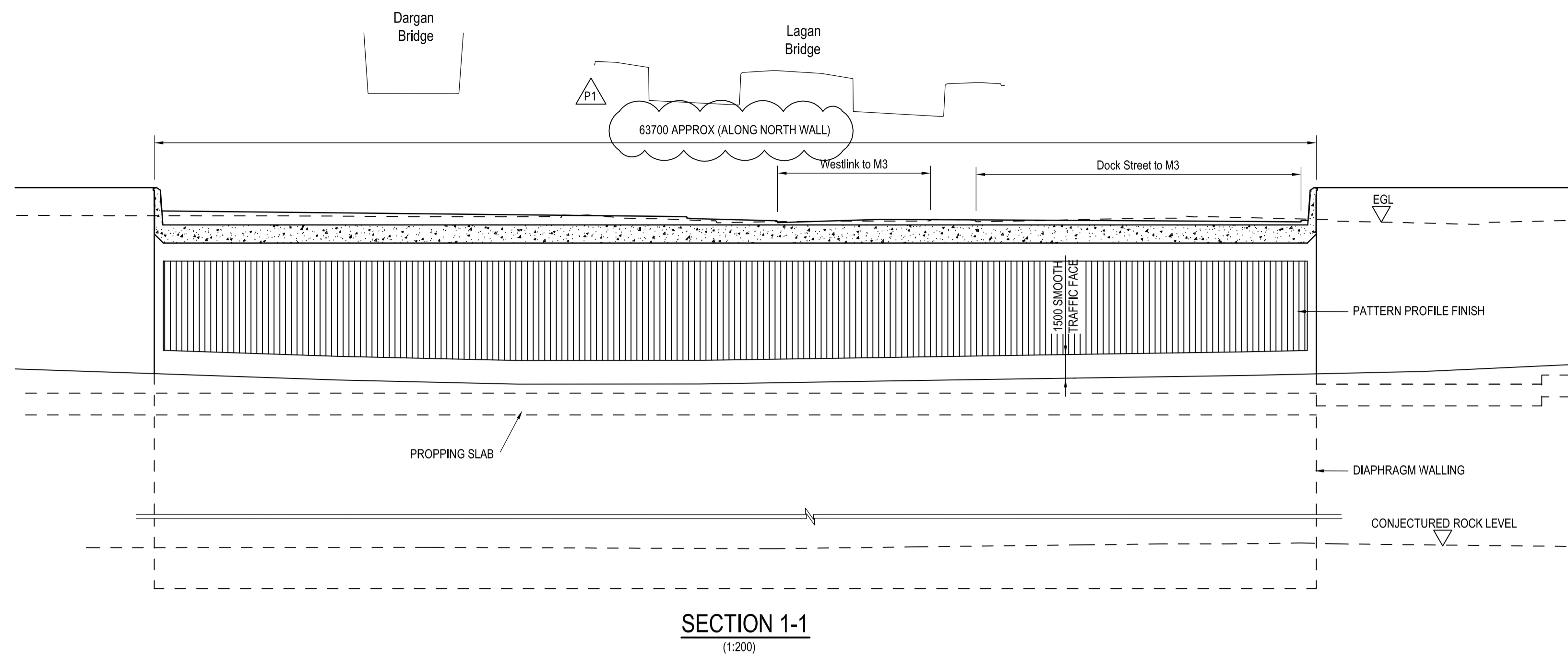


IT IS ASSUMED THAT ALL WORKS ON THIS DRAWING WILL BE CARRIED OUT BY A COMPETENT CONTRACTOR WORKING, WHERE APPROPRIATE, TO AN APPROPRIATE METHOD STATEMENT.

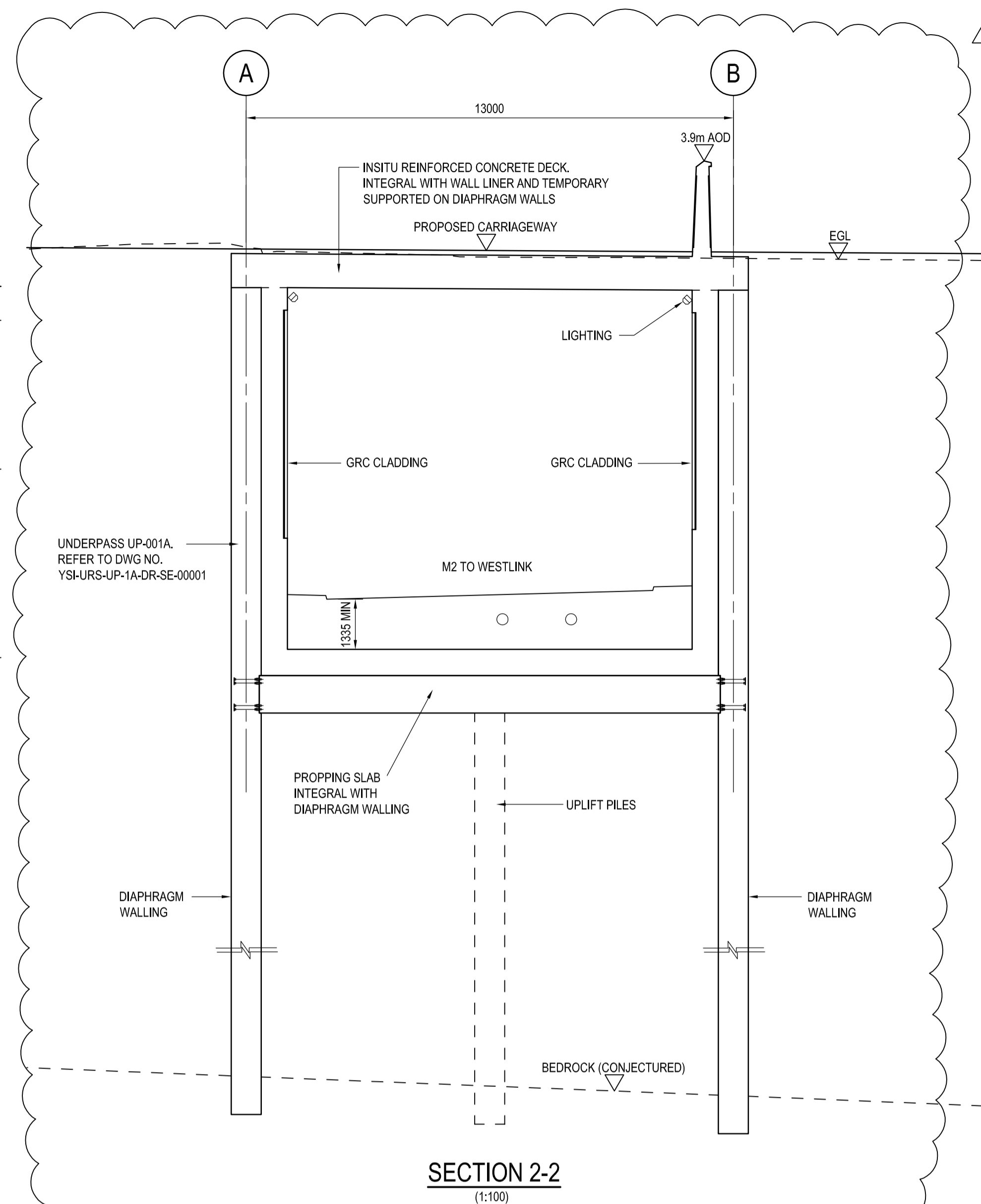
THIS DRAWING IS TO BE USED ONLY FOR THE PURPOSE OF ISSUE THAT IT WAS ISSUED FOR AND IS SUBJECT TO AMENDMENT.

NOTES

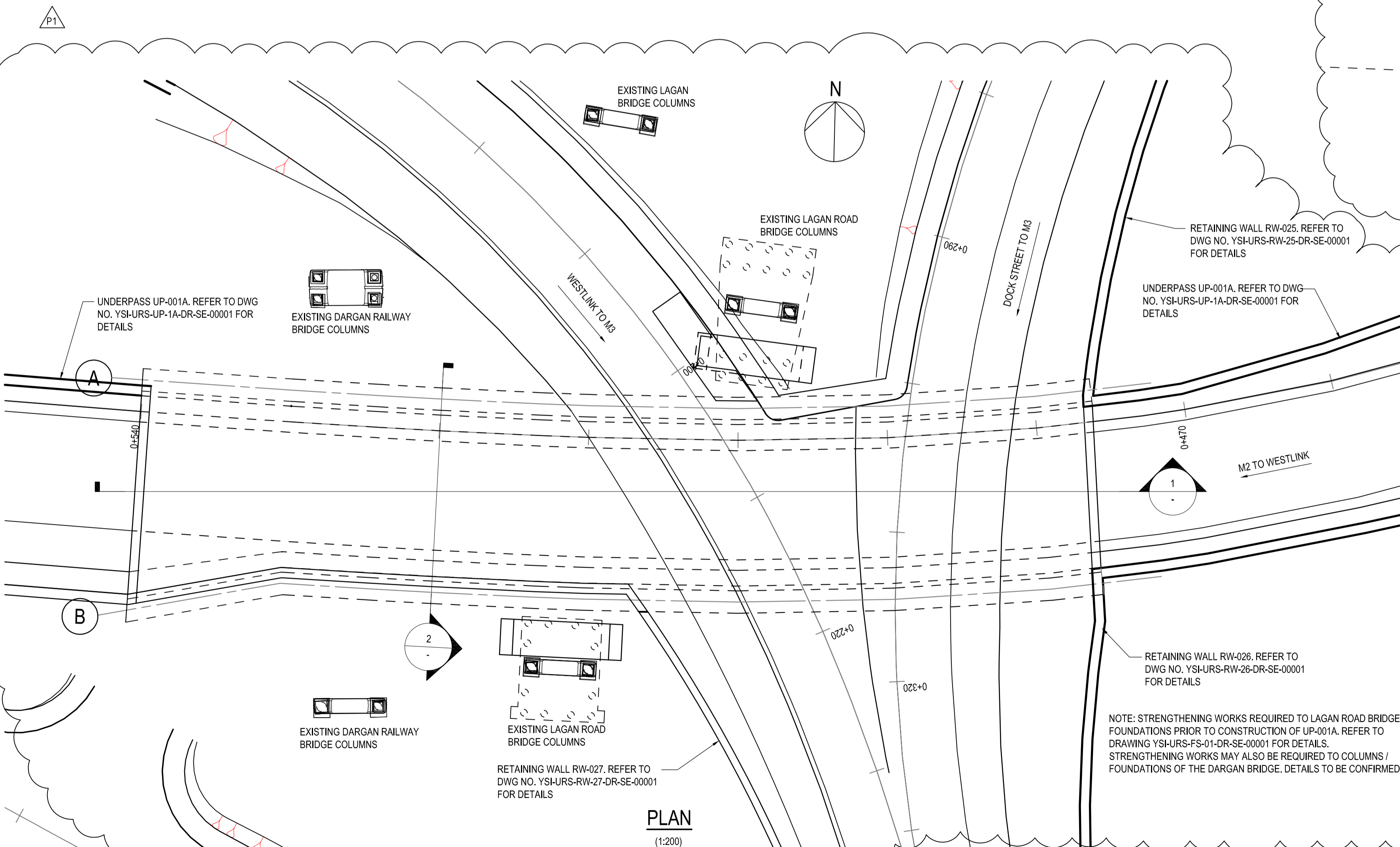
1. THIS DRAWING IS TO BE READ IN CONJUNCTION WITH ALL OTHER RELEVANT DOCUMENTATION.
2. DO NOT SCALE FROM THIS DRAWING. USE ONLY PRINTED DIMENSIONS.
3. ALL DIMENSIONS IN MILLIMETRES. ALL CHANGES, LEVELS AND COORDINATES ARE IN METRES UNLESS DEFINED OTHERWISE.
4. THIS DRAWING IS TO BE READ IN CONJUNCTION WITH THE PROJECT HEALTH & SAFETY FILE FOR ANY IDENTIFIED POTENTIAL RISKS.



SECTION 1-1
(1:200)



SECTION 2-2
(1:100)



PLAN
(1:200)

SUGGESTED CONSTRUCTION SEQUENCE

- 1) TAKE MEASURES TO PREVENT DAMAGE TO EXISTING FOUNDATIONS OF DARGAN AND LAGAN BRIDGES.
- 2) FORM DIAPHRAGM WALLS OF UNDERPASSES USING LOW HEAD ROOM PLANT REQUIRED DUE TO LOW CLEARANCE TO EXISTING BRIDGES ABOVE. COUPLERS TO BE INCLUDED IN DIAPHRAGM WALLS AT LEVEL OF PROPPING SLAB.
- 3) CONSTRUCT DECK. THIS SHALL MINIMIZE DEFLECTION OF THE DIAPHRAGM WALLS AND LIMIT GROUND MOVEMENTS IN THE VICINITY OF LAGAN AND DARGAN BRIDGES.
- 4) EXCAVATE BETWEEN DIAPHRAGM WALLS TO TEMPORARY PROPPING LEVEL.
- 5) INSTALL TEMPORARY PROPS.
- 6) REPEAT ITEMS 4,5 AS NECESSARY.
- 7) EXCAVATE BELOW PROPS TO ALLOW FORMATION OF PERMANENT PROPPING SLAB.
- 8) CONSTRUCT PERMANENT PROPPING SLAB USING COUPLERS TO FORM AN INTEGRAL CONNECTION WITH DIAPHRAGM WALLS.
- 9) REMOVE TEMPORARY PROPS.
- 10) CONSTRUCT INTERNAL BOX STRUCTURE.
- 11) FINISHES.

Revision Details	By	Check	Date	Surfx
SECTION 2-2 CHANGED, LENGTH ON BRIDGE CHANGED, NOTES ADDED/CHANGED IN PLAN	JMCC	DPB	27.02.14	P1

Purpose of Issue
PRELIMINARY



Client
ROADS Service

Project Title
YORK STREET INTERCHANGE

Drawing Title
**BRIDGE NO. BR-003
GENERAL ARRANGEMENT**

Designed	Drawn	Checked	Approved	Date
DPB	DSH	DPB	MJH	18.12.13

URS Internal Project No. _____ Suitability _____
Scale @ A1 _____ Zone _____
AS SHOWN

* THIS DOCUMENT HAS BEEN PREPARED PURSUANT TO AND SUBJECT TO THE TERMS OF URS' APPOINTMENT BY ITS CLIENT. URS ACCEPTS NO LIABILITY FOR ANY USE OF THIS DOCUMENT OTHER THAN BY ITS ORIGINAL CLIENT OR FOLLOWING URS' EXPRESS AGREEMENT TO SUCH USE, AND ONLY FOR THE PURPOSES FOR WHICH IT WAS PREPARED AND PROVIDED.

URS Infrastructure & Environment UK Limited
Beachill House
Beachill Road, Belfast
BT8 7SP
Tel: +44 (0)28 9070 5111
Fax: +44 (0)28 9079 5651
www.ursi.co.uk

Drawing Number
YSI-URS-BR-03-DR-SE-00001

Rev
P1